



# EARTHSAT ENQUIRER

Keeping you informed on the latest projects at MDA EarthSat Weather

February/March 2008

## Inside this Issue

Energy Weather.....1

Ag Weather.....3

Conferences.....4

Job Announcements.....4

## Energy Weather

MDA EarthSat Weather introduced the next level in realtime weather model monitoring last week. With the help of YellowJacket, MDA EarthSat weather is now offering the Live Model Streamer. With this new tool, you can follow along with each critical weather model update as it arrives at MDA EarthSat Weather. A meteorologist will also monitor the model and offer their real-time comments as the weather data appears.

- Commentary includes:
- (1) Comparisons to previous weather model runs
  - (2) Comparisons to morning MDA EarthSat outlook
  - (3) Identification of key features and weather influencers
  - (4) Predictions of the balance of model and significant model changes

Coverage includes model updates on all business days (excluding holidays and weekends)

Model coverage will include the following 12 UTC weather model runs:

GFS (American Model)  
10:40am to 11:45am ET  
(9:40-10:45 CT)

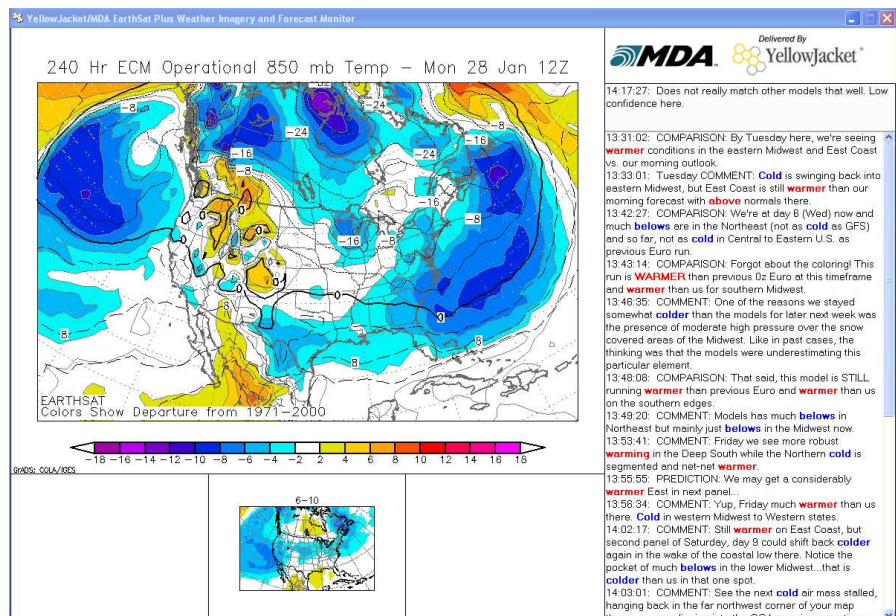
GFS Ensemble (American)  
11:50am to 12:20pm ET  
(10:50-11:20am CT)

ECMWF (European)  
1:20pm to 2:20pm ET  
(12:20pm-1:20pm CT)

ECMWF Ensemble (European)  
3:20pm to 4:10pm ET  
(2:20pm-3:10pm CT)

Bottom section of image below will also show 1-5, 6-10 and 11-15 day composites as soon as available!

MDA Federal Inc.  
MDA EarthSat Weather  
6011 Executive Blvd.,  
Suite 400  
Rockville, MD 20852  
Ph# 240.833.8300  
Fx# 240.833.8301  
  
www.mdafederal.com/wx/





# Energy Weather continued...

Riverside Technology, inc. and MDA EarthSat Weather has a joint hydro product. This product is an enhancement to the current Western Utilicast.

The new product includes a water supply forecast update which has the following:

- \* Volume (KAF) and % of average for various periods at The Dalles and Grand Coulee
- \* Technical Discussion by Riverside
- \* Weather Discussion by MDA EarthSat
- \* Volume reference charts
- \* 7-Day and 30-Day Temperature and Precipitation for all of the western U.S.

An example of the Water Supply Forecast Update is shown to the right.

MDA EarthSat teamed up with Risk Management Solutions (RMS) and launched a new product recently.

This new product, called the Weather Markets Daily Report, includes degree day information for all 18 U.S. CME. This daily product forecasts monthly values by using MDA EarthSat's actual weather data, 15-day forecasts and 10 year daily means.

A change analysis and risk analysis discussion is part of the product along with color coded data denoting a cooler or warmer forecast change.

*Do not forget about these products:*

**Gas Weather Outlook (EIA Fcst)**  
Updates: Daily at 8:00am ET

**Sunday Update**  
Updates: Sunday's at 3:00pm ET

**PJM Weather/Load**  
Updates: Daily at 6:15 & 8:45am ET

**ERCOT Weather/Load**  
Updates: Daily at 7:00am ET

## Water Supply Forecast Update - Pacific Northwest

Thursday, January 24, 2008

Forecaster: BH

### Riverside Technology Forecast

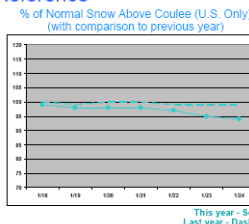
The Dalles				Grand Coulee			
Period	Volume [KAF]	% of Avg.	Change	Period	Volume [KAF]	% of Avg.	Change
JAN - JUL	96700	92%	-3%	JAN - JUL	55200	88%	-2%
JAN - SEP	114100	94%	-3%	JAN - SEP	64600	88%	-2%
APR - SEP	96300	98%	-2%	APR - SEP	58100	91%	-1%
MARCH	7900	82%	-4%	MARCH	2900	76%	0%
APRIL	12300	87%	-1%	APRIL	6400	88%	-1%
MAY	23600	88%	-2%	MAY	13800	84%	-4%
JUNE	28400	102%	-7%	JUNE	17200	94%	-2%

The Dalles			Alternative Scenario		Grand Coulee		
Period	Volume [KAF]	% of Avg.			Period	Volume [KAF]	% of Avg.
JAN - JUL	94200	88%	This week's alternative scenario looks at conditions similar to the winter of 1999-2000. The current conditions in the tropical Pacific match very well with that winter, and the results of what was seen that water season are displayed.		JAN - JUL	53800	86%
JAN - SEP	109000	90%			JAN - SEP	63400	87%
APR - SEP	93500	95%			APR - SEP	57100	89%
MARCH	11200	117%			MARCH	4700	123%
APRIL	12200	86%			APRIL	5700	78%
MAY	23600	88%			MAY	13800	84%
JUNE	28500	102%	JUNE	17700	96%		

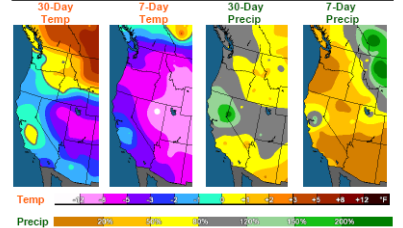
**Riverside Discussion**  
The continued dry conditions lead to slight decreases in the snow pack in the Columbia Basin. Despite the La Nina conditions in the southern Pacific, the expected wetter than normal conditions have not materialized in January. The longer term forecasts call for a wetter than normal February, which is reflected in these water supply forecast numbers.

**MDA EarthSat Discussion**  
Despite the colder conditions, the past week saw generally dry weather, leading to slow decreases in the snow pack above Coulee. While the short term is wettest in the Sierras in California, the next couple weeks should gradually turn wetter in the Northwest as well. This wetter trend in combination with ongoing colder than normal temperatures should be enough to push the snow pack slightly above normal by early February.

### Reference



### Observed Departure from 30Y Anomalies



Every Tuesday, MDA EarthSat Energy Weather issues LongView. This seasonal forecast product focuses on the balance of the current season and projects into the following season. This product is presented in a .pdf format directly downloaded to the client websites or sent via e-mail.

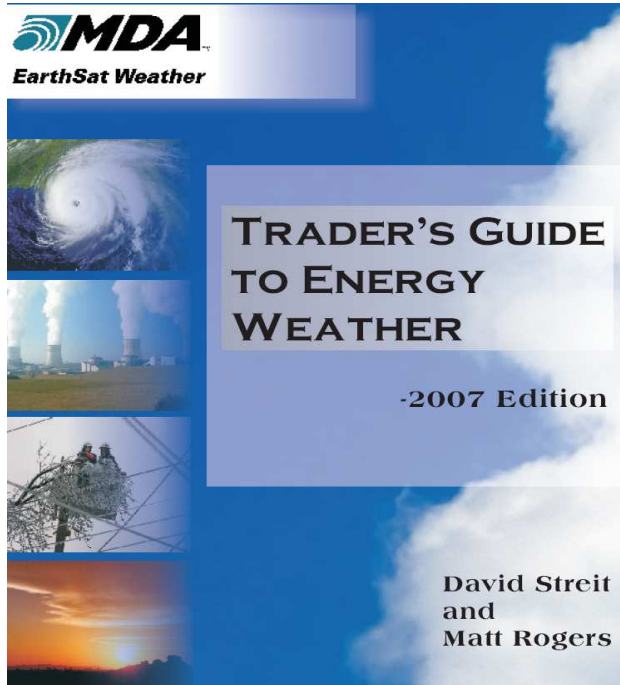
The analysis in LongView includes several long term parameters consisting of: ENSO, QBO, PDO, MEI and their associated analog year fits. The official forecast is comprised of a consensus of in-house meteorologist input.

For more information about energy weather products or to sign up, please contact Chris Hyde at christopher.hyde@mdafederal.com or phone direct at 240.833.8322

[www.mdafederal.com/wx/](http://www.mdafederal.com/wx/)



## Energy Weather continued...



The latest edition of the Trader's Guide to Energy Weather was launched last year. If you have not received your copy, please let us know. Some of the data and graphs are refreshed and updated vs. the prior edition and there is also an extensive weather models section with interpretation and analysis addressed. A view of of the guide cover is shown to the left.

For more information about energy weather products or to sign up, please contact Chris Hyde at [christopher.hyde@mdafederal.com](mailto:christopher.hyde@mdafederal.com) or phone direct at 240.833.8322

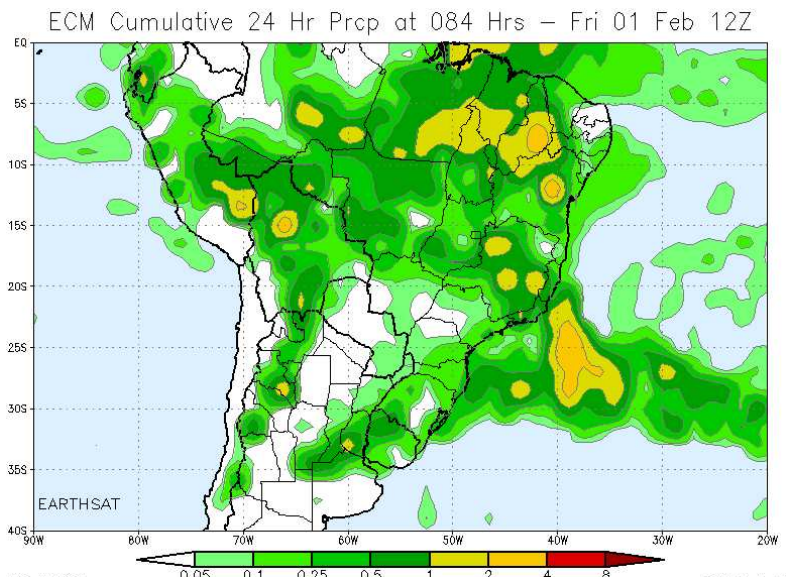
[www.mdafederal.com/wx/](http://www.mdafederal.com/wx/)

## Agricultural Weather

Like the energy version highlighted above, a Trader's Guide to Agricultural Weather will be launched this spring. Our first version of this guide will cover many aspects, including crop phenology, growing area maps, and explanations of weather impacts to agriculture. This is the perfect handy reference guide for traders/meteorologists entering the ag markets.

CropCAST has taken the Models Page one step further, now offering ECMWF (European model) data for South America (parameters include precipitation, surface/850T, surface/500H). As this forecast data has not previously been available to the trading community, users of this service will be provided with a unique source of additional South American forecast data.

If you are interested in signing up for the above mentioned products or any other CropCAST product, please do not hesitate to contact us. The North American growing season will commence soon!



For more information about ag weather products or to sign up, please contact Joel Widenor at [joel.widenor@mdafederal.com](mailto:joel.widenor@mdafederal.com) or phone direct at 240.833.8238

[www.mdafederal.com/wx/](http://www.mdafederal.com/wx/)



## Conferences

The 6th Annual Agricultural Conference will once again in Chicago. It will take place during the afternoon on Wednesday, April 2nd at the Renaissance Chicago Downtown on 1 West Wacker Dr. All information on this and future conferences can be found at:

<http://www.earthsat.com/conferences/>

Are you a trader and want to know the basics of weather? Do you want to understand how weather impacts the markets? The 2nd Annual MDA EarthSat Weather Course for Analysts and Traders will take place April 21-23 here in the Washington D.C. metro area. We have experts from the University of Wisconsin and NOAA conducting the presentations. Many clients have already expressed interest in signing up. As a result, please have us reserve your seating and sleeping rooms today!

The next joint MDA EarthSat/PIRA Energy Conference will take place on Monday, May 5th in New York City at the W Hotel - The Court. The agenda has been set up with a seasonal forecast panel and a hurricane expert. Registration and details will show up in the conference website, fairly soon.

We are once again returning to Vegas for our 7th Annual EarthSat Conference for Weather Analysts. The event will take place October 8-10 at the beautiful Wynn Las Vegas resort. More details will be posted on the conference website in the spring.



For more information about conferences or to register, please contact Chris Hyde at [christopher.hyde@mdafederal.com](mailto:christopher.hyde@mdafederal.com) or phone direct at 240.833.8322

[www.mdafederal.com/wx/](http://www.mdafederal.com/wx/)

## Job Announcements

### *Meteorologist Needed!*

Large energy company based in **Houston** seeking experienced meteorologist to assist in daily operations. Candidates need to contact Chris Hyde for more information.

### *Meteorologist Needed!*

Large Canadian energy trading desk based in **Toronto** seeking qualified meteorologist to assist in daily operations. Candidates need to contact Chris Hyde for more information.

***Thanks for your business!***

***Your input into product development is very much appreciated.***